

AQUAGARD® & AQUAPRUF® ACCESSORIES

DRIP PANS

SPECIFICATIONS

- Widths: 6" (152 mm) to 60" (1,524 mm) available in 2" increments
- Lengths: 24" (610 mm) to 999" (25,375mm) available in 1" increments
maximum section lengths of 118" (2,997mm)

FEATURES

- Catch pans for all AquaPruf and AquaGard Conveyors
- Tool-less hook design for fast removal and rapid cleaning
- Provides a 2" window for clean-out access without removal
- All pans equipped with a 1" containment lip on all sides
- All components are 300 series stainless steel
- All adjustment screws located outside the food zone
- Adjustable along the length of the conveyor
- Contact factory for additional options



AQUA ACCESSORIES: DRIP PANS


7 XXX DP WW - LLL

Length: 024-120 (ie. 120 = 120")
Drip Pan Width: 06-60

Conveyor Type:
350 = 7350 Straight Conveyors 360 = 7360 Conveyors
35C = 7350 Curve Conveyors 400 = 7400/7600/ULTIMATE Conveyors

SANITARY INFEEED CHUTES, HOPPERS AND FLARED GUIDES

Infeed Chute



Incline Hopper



SPECIFICATIONS

- Widths: 6" (152 mm) to 24" (610 mm) available in 2" increments
- Lengths: 24" (610 mm) to 72" (1,829 mm) available in 1" increments
- Angles: 5° to 60° in 5° increments

FEATURES

- Bulk handling options for all AquaPruf and AquaGard conveyors
- Chute/Hopper mounts to conveyors without any modifications
- Tool-less hinged design for quick access to the conveyor for rapid cleaning
- All components are 300 series stainless steel
- Adjustable along the length of the conveyor
- All adjustment screws located outside the food zone
- (3) Models
 - Horizontal Chute with back stop
 - Angled Hopper with back stop
 - Flared Side Guide

AQUA ACCESSORIES: SANITARY INFEEED CHUTES, HOPPERS AND FLARED GUIDES

7 XXX YY WW - LLL - AA

Angle: 05-60 (used only on HK and AH models)
Accessory Length: 024-072 (not used on AH models)
Accessory Width: 06-24 (not used for type FG)
Hopper Type: HH = Horizontal Hopper FG = Flared Guide
AH = Angled Hopper

Conveyor Type: (not used for type FG)
350 = 7350 Straight Conveyors 360 = 7360 Conveyors
35C = 7350 Curve Conveyors 400 = 7400/7600/ULTIMATE Conveyors

Due to the wide variety of set-ups and installations, point of installation guarding is the responsibility of the end user.

AQUAGARD® & AQUAPRUF® ACCESSORIES

HINGED GUIDING

SPECIFICATIONS

- Lengths: 24" (610 mm) to 120" (3,048 mm) available in 1" increments

FEATURES

- Provides additional product guiding options for all AquaPruf and AquaGuard conveyors
- Guiding mounted to the conveyor without frame modifications
- Tool-less hinged design for quick access to the conveyor for rapid cleaning
- All components are 300 series stainless steel
- Adjustable along the length of the conveyor
- All adjustment screws located outside the food zone
- (4) Models available;
 - 3" stainless steel high side
 - 6" stainless steel high side
 - Fully Adjustable Guide with UHMW rounded nose profile
 - Tool-less Fully Adjustable Guide with UHMW rounded nose profile


AQUA ACCESSORIES: HINGED GUIDING

74 HG XX - LLL


Length: 024-120 (ie. 120 = 120")

Guide Type:

- 01 = 3" high side 03 = Fully Adjustable Guide
 02 = 6" high side 04 = Tool-less Full Adjustable Guide



3" Hinged Guiding shown



6" Hinged Guiding shown



Guide Hinged Away for Fast Access

ACCESSORY MOUNTING BLOCK



FEATURES

- Mount accessory items to the AquaPruf and AquaGuard conveyors
- Mount accessories without frame modifications
- Clamps ½" diameter shaft for ease of accessory mounting
- All components are 300 series stainless steel
- Adjustable along the length of the conveyor
- All adjustment screws located outside the food zone
- Includes:
 - Mounting block with clamp screw
 - Clamp ring for ½" shaft with stainless acorn nut (½" shaft not included)

Part Number	Description
740MB	Accessory Mounting Block

Due to the wide variety of set-ups and installations, point of installation guarding is the responsibility of the end user.

AQUAGARD® & AQUAPRUF® ACCESSORIES

PHOTO EYE BRACKET

FEATURES

- Mount photo eyes to the AquaPruf and AquaGard conveyors
- Attach bracket or accessories without frame modifications
- All components are 300 series stainless steel
- Adjustable along the length of the conveyor
- All adjustment screws located outside the food zone
- Fits any 18mm barrel or nose mount photo eye
- (3) Models available;
 - Mount only with (2) support posts
 - Mount only including reflector for retro-reflective photo eye
 - Mount including retro-reflective photo eye and reflector



AQUA ACCESSORIES: PHOTO EYE BRACKET

740 XX - YY

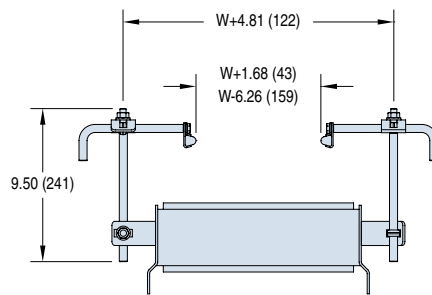
Photo Eye Type: **RM** = Reflective **TB** = Thru beam
 Kit Type: **PK** = Photo eye kit including Photo Eye
PM = Photo eye mount only

Available Options: 740PK-RM, 740PM-RM, 740PM-TB

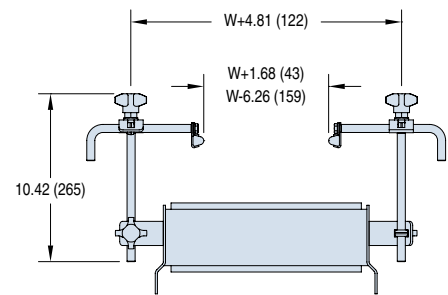
PROFILES FOR AQUAPRUF



- Provided on the 7400, 7600 and Ultimate product lines
- Compatible with straight and curve flat belt conveyors
- Guide rail is UHMW rounded nose with stainless steel backing
- Guide support is TIG welded to conveyor frame
- All components are 300 series stainless steel
- All adjustment screws located outside the food zone
- Profile models available:
 - Fully Adjustable = Profile 6
 - Tool-less Fully adjustable = Profile 7



06
Adjustable Guiding



07
Tool-less Adjustable Guiding

Due to the wide variety of set-ups and installations, point of installation guarding is the responsibility of the end user.